



Preparing

[About this Help Guide](#)

[Identifying the parts](#)

[Attaching a grip](#)

[Attaching a smartphone](#)

[Attaching the monitor](#)

[Connecting a smartphone](#)

[Attaching a microphone](#)

Using as a selfie monitor

[Shooting](#)

[Shooting while charging a smartphone](#)

Software license, Legal information

[Notes on the software license](#)

[Legal information](#)

About this Help Guide

This is the Vlog Monitor XQZ-IV01 Help Guide.

Note

- System and application updates can present the features in your device in another way than described in this Help Guide.

Notes on use

Please be sure to read the supplied "Important Information".

Overview of this unit

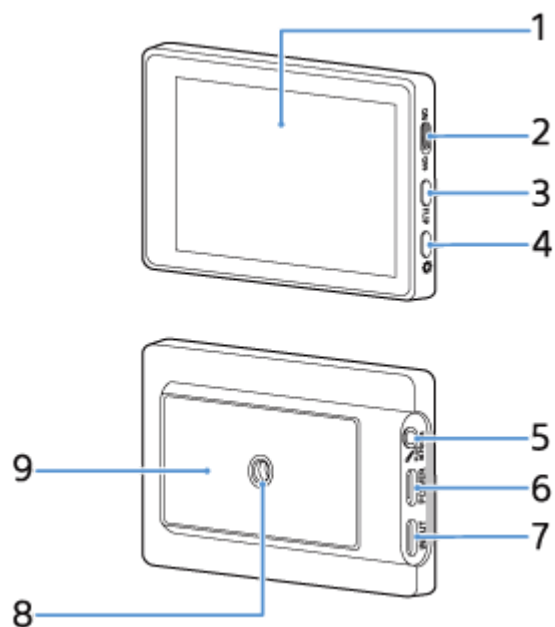
Attach this unit to the rear side of Xperia and combine it with a tripod, etc. to shoot selfies with the main camera of Xperia.

The Xperia model compatible with this unit is as follows.

- Sony Smartphone Xperia PRO-I (DC5.0V / 0.4A)
- Sony Smartphone Xperia 1 VI (DC5.0V / 0.4A)
- Sony Smartphone Xperia 1 V (DC5.0V / 0.4A)
- Sony Smartphone Xperia 1 IV (DC5.0V / 0.4A)
- Sony Smartphone Xperia 5 V (DC5.0V / 0.4A)
- Sony Smartphone Xperia 5 IV (DC5.0V / 0.4A)

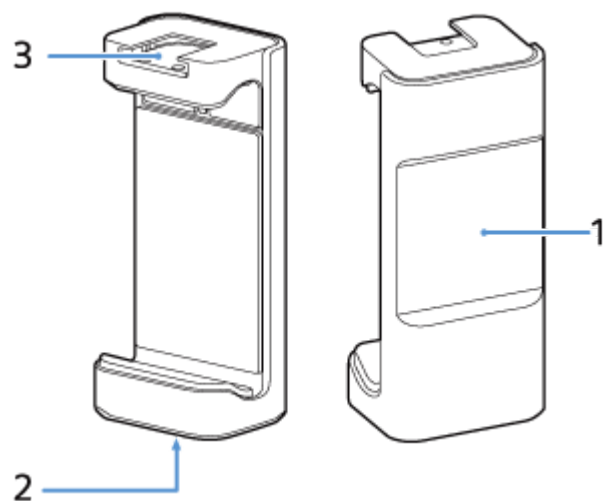
Identifying the parts

Monitor



1. LCD screen (size: 3.5-inch / resolution: 1280 × 720)
2. ON/OFF (Screen ON/OFF) switch
3. FLIP (Screen flip) button
4. ⚙️ (Brightness control) button
5. 🎤 Microphone jack
6. POWER (Charging) port
7. INPUT (Input) port
8. Tripod socket hole
9. Holder attaching area

Holder



1. Magnet for attaching monitor
2. Tripod socket hole
3. Accessory shoe

Connection cable

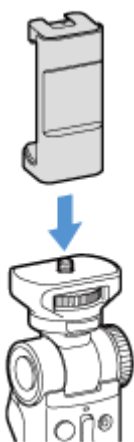


F-754-100-16(1) Copyright 2021 Sony Corporation

Attaching a grip

Attach a grip with a camera mounting screw.

- 1 Insert the camera mounting screw of the grip into the tripod socket hole of the holder.



- 2 Turn the camera mounting wheel of the grip to secure the holder.

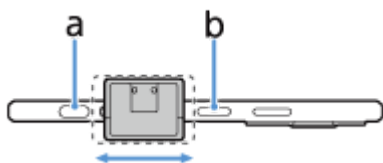


Note

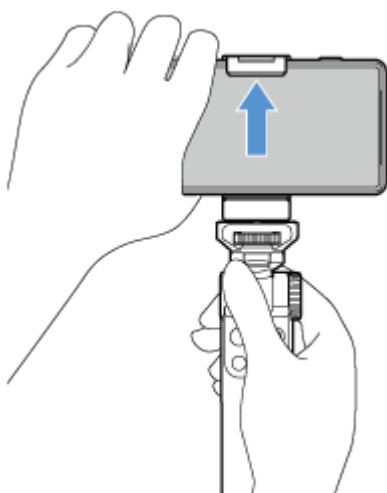
- Use a tripod with a screw shorter than 5.5 mm. The holder cannot be fixed firmly to a tripod with a screw that is 5.5 mm or longer, causing damage to this unit.

Attaching a smartphone

- 1 Position the holder between the camera key (a) and the power key (b) of the smartphone.

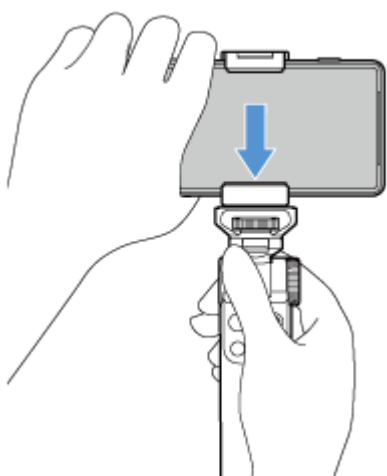


- 2 Put the smartphone on the top of the holder.



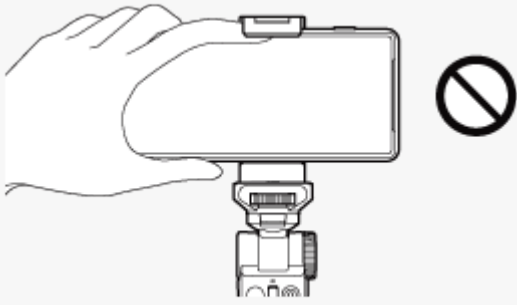
- 3 Fit the smartphone to the bottom of the holder.

Firmly set the smartphone so there are no gaps between the holder and the smartphone.



Note

- Be careful not to pinch your finger between the holder and the smartphone. It may cause bodily injury.

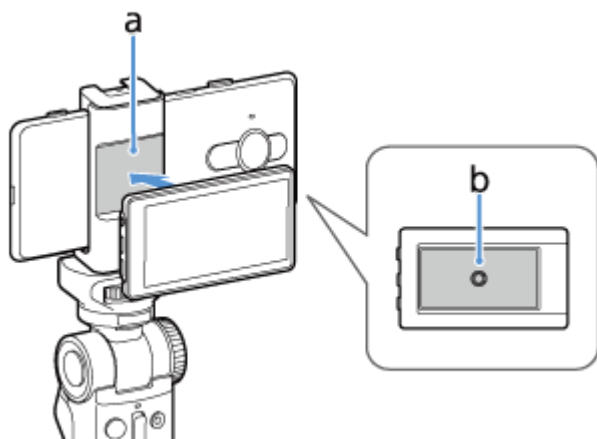


- Carefully attach the smartphone to avoid making scratches.

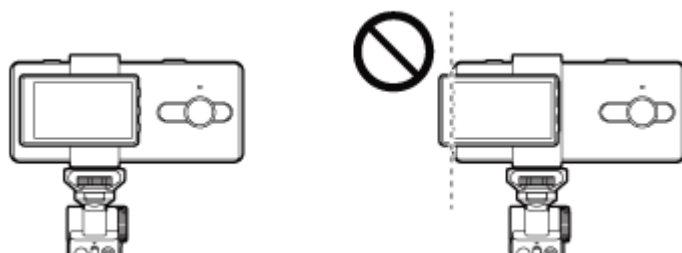
F-754-100-16(1) Copyright 2021 Sony Corporation

Attaching the monitor

- 1 Combine the magnet of the holder (a) and the holder attaching area of the monitor (b) to attach the monitor in a well-fitting manner.



- 2 Adjust the monitor position.

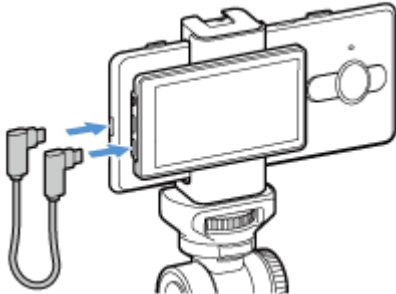


- Check that the monitor does not cover the smartphone camera.
- Do not let the left side of the monitor stick out of the smartphone. It may cause communication disturbance.

Note

- Attaching the monitor improperly may cause the monitor to drop, resulting in bodily injury or malfunction of this unit.

Connecting a smartphone



- 1 Connect one end of the connection cable supplied to this unit to the smartphone.
- 2 Connect the other end of the connection cable to the **INPUT (Input)** port of the monitor.

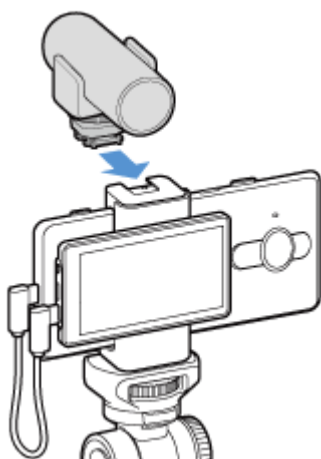
Note

- If you disconnect the connection cable when shooting, shooting will be stopped. At this time, a message may appear on the smartphone for reconnecting of this unit. Follow the instructions.
- We cannot guarantee the performance if you use a cable other than the connection cable supplied with this unit. Always use the supplied connection cable.
- When the connection cable is connected, the monitor flashes for a moment due to energization. It is not malfunction.

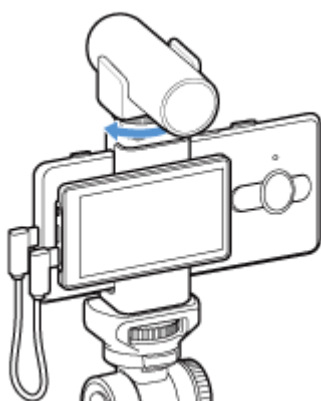
Attaching a microphone

You can attach a microphone to the accessory shoe of this unit. Please also refer to your microphone manual.

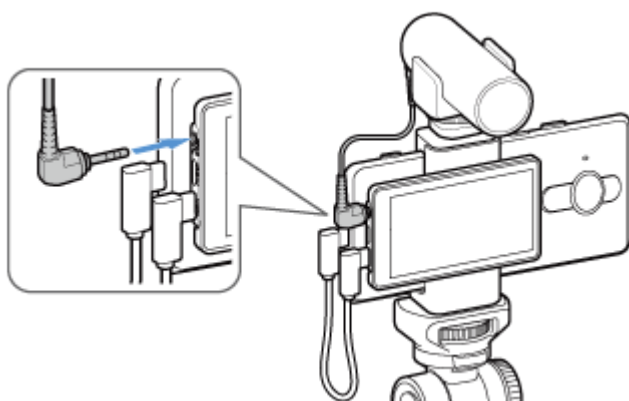
- 1 Align the foot of the microphone with the accessory shoe on the holder and attach the microphone.




- 2 Rotate the lock knob of the microphone to secure the microphone to the holder.



- 3 Connect the microphone to the  microphone jack of the monitor with the connecting cable supplied to the microphone.



Hint

- The internal microphone of the smartphone is automatically switched to the external microphone when a microphone is connected to the  microphone jack of the monitor of this unit.

Note

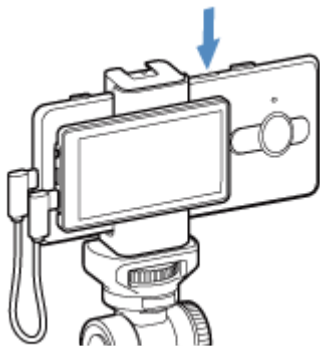
- Connect the microphone before launching the app.

F-754-100-16(1) Copyright 2021 Sony Corporation

Shooting

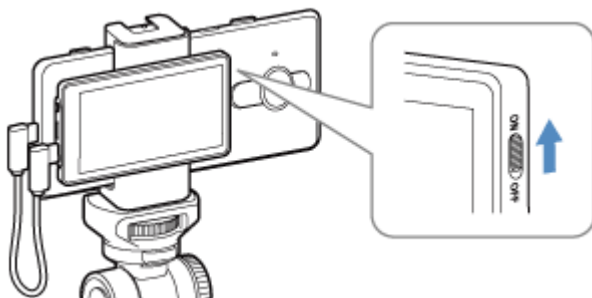
- 1 Turn on the power of the smartphone and launch a compatible app.

Example: Photography Pro, Videography Pro



- 2 Turn the ON/OFF (Screen ON/OFF) switch to "ON".

A camera image is output from the smartphone to the LCD screen of this unit.




To flip the screen

Press the FLIP (Screen flip) button.

The screen orientation changes as follows each time the button is pressed.

Mirrored → Real → Real, Upside down → Mirrored, Upside down

To adjust the brightness

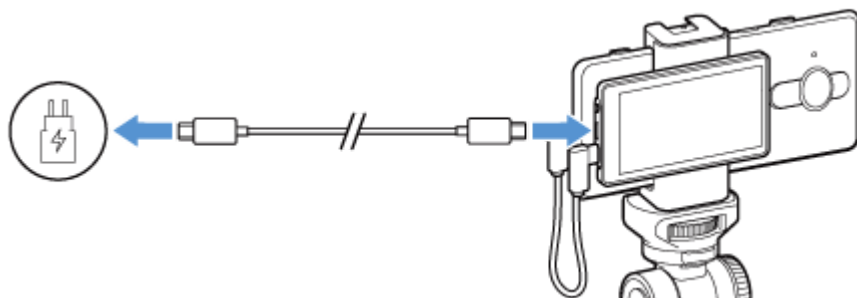
Press the  (Brightness control) button.

The brightness changes as follows each time the button is pressed.

High → Boost → Low → Mid

Shooting while charging a smartphone

You can shoot while charging the smartphone connected to this unit using a USB cable for charging smartphones.



- 1 **Connect this unit to a smartphone.**
- 2 **Connect one end of a USB cable to the USB port of a charger.**
- 3 **Plug the charger into a power outlet.**
- 4 **Connect the other end of the USB cable to the POWER (charging) port of this unit.**

Note

- If you disconnect the USB cable when shooting while charging, shooting will be stopped. At this time, a message may appear on the smartphone for reconnecting of this unit. Follow the instructions.
- If the smartphone is turned off, it cannot be charged through this unit.
- Do not leave the smartphone connected to this unit and charger while it is turned off. It may cause the smartphone to malfunction.
- Always use the following original Sony charger and USB cable since other types of chargers can increase charging time, not charge at all, or may even damage your device.
 - The charger and the cable supplied to the Xperia model that is compatible with this unit
 - Sony Fast Charger XQZ-UC1 (DC5.0V / 3.0A) and USB Cable
- The INPUT port and POWER port of this unit are USB Type-C®.
- Always use the supplied connection cable to connect this unit to a smartphone. We cannot guarantee the performance if you use a cable other than the connection cable supplied with this unit.
- When you connect a charger to this unit, power is supplied from the POWER port through to the INPUT port, then to the smartphone.
- The output rating value from the INPUT port of this unit to the smartphone is DC5.0V / 2.6A.

Notes on the software license

This section covers the software used by this product.

Notices for file(s):

SDK components and board peripheral drivers

SDK examples (USB VCOM)

SDK examples (PD)

SDK Peripheral Driver

SDK SoC files

USB USB stack for MCUXpresso SDK 2.7.0

Copyright (c) 2020-2021 NXP Semiconductors. All right reserved.

The BSD 3 Clause License

Redistribution and use in source and binary forms, with or without modification, are permitted provided that the following conditions are met:

1. Redistributions of source code must retain the above copyright notice, this list of conditions and the following disclaimer.
2. Redistributions in binary form must reproduce the above copyright notice, this list of conditions and the following disclaimer in the documentation and/or other materials provided with the distribution.
3. Neither the name of the copyright holder nor the names of its contributors may be used to endorse or promote products derived from this software without specific prior written permission.

THIS SOFTWARE IS PROVIDED BY THE COPYRIGHT HOLDERS AND CONTRIBUTORS "AS IS" AND ANY EXPRESS OR IMPLIED WARRANTIES, INCLUDING, BUT NOT LIMITED TO, THE IMPLIED WARRANTIES OF MERCHANTABILITY AND FITNESS FOR A PARTICULAR PURPOSE ARE DISCLAIMED. IN NO EVENT SHALL THE COPYRIGHT HOLDER OR CONTRIBUTORS BE LIABLE FOR ANY DIRECT, INDIRECT, INCIDENTAL, SPECIAL, EXEMPLARY, OR CONSEQUENTIAL DAMAGES (INCLUDING, BUT NOT LIMITED TO, PROCUREMENT OF SUBSTITUTE GOODS OR SERVICES; LOSS OF USE, DATA, OR PROFITS; OR BUSINESS INTERRUPTION) HOWEVER CAUSED AND ON ANY THEORY OF LIABILITY, WHETHER IN CONTRACT, STRICT LIABILITY, OR TORT (INCLUDING NEGLIGENCE OR OTHERWISE) ARISING IN ANY WAY OUT OF THE USE OF THIS SOFTWARE, EVEN IF ADVISED OF THE POSSIBILITY OF SUCH DAMAGE.

THE SOFTWARE IS PROVIDED "AS IS", WITHOUT WARRANTY OF ANY KIND, EXPRESS OR IMPLIED, INCLUDING BUT NOT LIMITED TO THE WARRANTIES OF MERCHANTABILITY, FITNESS FOR A PARTICULAR PURPOSE AND NONINFRINGEMENT. IN NO EVENT SHALL THE AUTHORS OR COPYRIGHT HOLDERS BE LIABLE FOR ANY CLAIM, DAMAGES OR OTHER LIABILITY, WHETHER IN AN ACTION OF CONTRACT, TORT OR OTHERWISE, ARISING FROM, OUT OF OR IN CONNECTION WITH THE SOFTWARE OR THE USE OR OTHER DEALINGS IN THE SOFTWARE.

CMSIS 5.6.0

Copyright (c) 2020-2021 Arm Limited. All rights reserved.

TERMS AND CONDITIONS FOR USE, REPRODUCTION, AND DISTRIBUTION

1. Definitions.

"License" shall mean the terms and conditions for use, reproduction, and distribution as defined by Sections 1 through 9 of this document.

"Licensor" shall mean the copyright owner or entity authorized by the copyright owner that is granting the License.

"Legal Entity" shall mean the union of the acting entity and all other entities that control, are controlled by, or are under common control with that entity. For the purposes of this definition, "control" means (i) the power, direct or indirect, to cause the direction or management of such entity, whether by contract or otherwise, or (ii) ownership of fifty percent (50%) or more of the outstanding shares, or (iii) beneficial ownership of such entity.

"You" (or "Your") shall mean an individual or Legal Entity exercising permissions granted by this License.

"Source" form shall mean the preferred form for making modifications, including but not limited to software source code, documentation source, and configuration files.

"Object" form shall mean any form resulting from mechanical transformation or translation of a Source form, including but not limited to compiled object code, generated documentation, and conversions to other media types.

"Work" shall mean the work of authorship, whether in Source or Object form, made available under the License, as indicated by a copyright notice that is included in or attached to the work (an example is provided in the Appendix below).

"Derivative Works" shall mean any work, whether in Source or Object form, that is based on (or derived from) the Work and for which the editorial revisions, annotations, elaborations, or other modifications represent, as a whole, an original work of authorship. For the purposes of this License, Derivative Works shall not include works that remain separable from, or merely link (or bind by name) to the interfaces of, the Work and Derivative Works thereof.

"Contribution" shall mean any work of authorship, including the original version of the Work and any modifications or additions to that Work or Derivative Works thereof, that is intentionally submitted to Licensor for inclusion in the Work by the copyright owner or by an individual or Legal Entity authorized to submit on behalf of the copyright owner. For the purposes of this definition, "submitted" means any form of electronic, verbal, or written communication sent to the Licensor or its representatives, including but not limited to communication on electronic mailing lists, source code control systems, and issue tracking systems that are managed by, or on behalf of, the Licensor for the purpose of discussing and improving the Work, but

excluding communication that is conspicuously marked or otherwise designated in writing by the copyright owner as "Not a Contribution."

"Contributor" shall mean Licensor and any individual or Legal Entity on behalf of whom a Contribution has been received by Licensor and subsequently incorporated within the Work.

2. Grant of Copyright License. Subject to the terms and conditions of this License, each Contributor hereby grants to You a perpetual, worldwide, non-exclusive, no-charge, royalty-free, irrevocable copyright license to reproduce, prepare Derivative Works of, publicly display, publicly perform, sublicense, and distribute the Work and such Derivative Works in Source or Object form.

3. Grant of Patent License. Subject to the terms and conditions of this License, each Contributor hereby grants to You a perpetual, worldwide, non-exclusive, no-charge, royalty-free, irrevocable (except as stated in this section) patent license to make, have made, use, offer to sell, sell, import, and otherwise transfer the Work, where such license applies only to those patent claims licensable by such Contributor that are necessarily infringed by their Contribution(s) alone or by combination of their Contribution(s) with the Work to which such Contribution(s) was submitted. If You institute patent litigation against any entity (including a cross-claim or counterclaim in a lawsuit) alleging that the Work or a Contribution incorporated within the Work constitutes direct or contributory patent infringement, then any patent licenses granted to You under this License for that Work shall terminate as of the date such litigation is filed.

4. Redistribution. You may reproduce and distribute copies of the Work or Derivative Works thereof in any medium, with or without modifications, and in Source or Object form, provided that You meet the following conditions:

(a) You must give any other recipients of the Work or Derivative Works a copy of this License; and

(b) You must cause any modified files to carry prominent notices stating that You changed the files; and

(c) You must retain, in the Source form of any Derivative Works that You distribute, all copyright, patent, trademark, and attribution notices from the Source form of the Work, excluding those notices that do not pertain to any part of the Derivative Works; and

(d) If the Work includes a "NOTICE" text file as part of its distribution, then any Derivative Works that You distribute must include a readable copy of the attribution notices contained within such NOTICE file, excluding those notices that do not pertain to any part of the Derivative Works, in at least one of the following places: within a NOTICE text file distributed as part of the Derivative Works; within the Source form or documentation, if provided along with the Derivative Works; or, within a display generated by the Derivative Works, if and wherever such third-party notices normally appear. The contents of the NOTICE file are for informational purposes only and

do not modify the License. You may add Your own attribution notices within Derivative Works that You distribute, alongside or as an addendum to the NOTICE text from the Work, provided that such additional attribution notices cannot be construed as modifying the License.

You may add Your own copyright statement to Your modifications and may provide additional or different license terms and conditions for use, reproduction, or distribution of Your modifications, or for any such Derivative Works as a whole, provided Your use, reproduction, and distribution of the Work otherwise complies with the conditions stated in this License.

5. Submission of Contributions. Unless You explicitly state otherwise, any Contribution intentionally submitted for inclusion in the Work by You to the Licensor shall be under the terms and conditions of this License, without any additional terms or conditions.

Notwithstanding the above, nothing herein shall supersede or modify the terms of any separate license agreement you may have executed with Licensor regarding such Contributions.

6. Trademarks. This License does not grant permission to use the trade names, trademarks, service marks, or product names of the Licensor, except as required for reasonable and customary use in describing the origin of the Work and reproducing the content of the NOTICE file.

7. Disclaimer of Warranty. Unless required by applicable law or agreed to in writing, Licensor provides the Work (and each Contributor provides its Contributions) on an "AS IS" BASIS, WITHOUT WARRANTIES OR CONDITIONS OF ANY KIND, either express or implied, including, without limitation, any warranties or conditions of TITLE, NON-INFRINGEMENT, MERCHANTABILITY, or FITNESS FOR A PARTICULAR PURPOSE. You are solely responsible for determining the appropriateness of using or redistributing the Work and assume any risks associated with Your exercise of permissions under this License.

8. Limitation of Liability. In no event and under no legal theory, whether in tort (including negligence), contract, or otherwise, unless required by applicable law (such as deliberate and grossly negligent acts) or agreed to in writing, shall any Contributor be liable to You for damages, including any direct, indirect, special, incidental, or consequential damages of any character arising as a result of this License or out of the use or inability to use the Work (including but not limited to damages for loss of goodwill, work stoppage, computer failure or malfunction, or any and all other commercial damages or losses), even if such Contributor has been advised of the possibility of such damages.

9. Accepting Warranty or Additional Liability. While redistributing the Work or Derivative Works thereof, You may choose to offer, and charge a fee for, acceptance of support, warranty, indemnity, or other liability obligations and/or rights consistent with this License. However, in accepting such obligations, You may act only on Your own behalf and on Your sole responsibility, not on behalf of any other Contributor, and only if You agree to indemnify, defend, and hold each Contributor harmless for any liability incurred by, or claims asserted against, such Contributor by reason of your accepting any such warranty or additional liability.

END OF TERMS AND CONDITIONS

APPENDIX: How to apply the Apache License to your work.

To apply the Apache License to your work, attach the following boilerplate notice, with the fields enclosed by brackets "{}" replaced with your own identifying information. (Don't include the brackets!) The text should be enclosed in the appropriate comment syntax for the file format. We also recommend that a file or class name and description of purpose be included on the same "printed page" as the copyright notice for easier identification within third-party archives.

Copyright {yyyy} {name of copyright owner}

Licensed under the Apache License, Version 2.0 (the "License");
you may not use this file except in compliance with the License.
You may obtain a copy of the License at

<http://www.apache.org/licenses/LICENSE-2.0>

Unless required by applicable law or agreed to in writing, software
distributed under the License is distributed on an "AS IS" BASIS,
WITHOUT WARRANTIES OR CONDITIONS OF ANY KIND, either express or implied.
See the License for the specific language governing permissions and
limitations under the License.

F-754-100-16(1) Copyright 2021 Sony Corporation

Legal information



Prior to use, please read the Important information leaflet separately provided.

This Help Guide is published by Sony Corporation or its local affiliated company, without any warranty. Improvements and changes to this Help Guide necessitated by typographical errors, inaccuracies of current information, or improvements to programs and/or equipment, may be made by Sony Corporation at any time and without notice. Such changes will, however, be incorporated into new editions of this Help Guide.

1-7-1 Konan Minato-ku Tokyo, 108-0075 Japan

Manufacturer: Sony Corporation

EU Importer/manufacturer's authorized representative: Sony Europe B.V., Da Vincilaan 7-D1, 1930 Zaventem, Belgium.

UK Importer/manufacturer's authorized representative: Sony Europe B.V., The Heights, Brooklands, Weybridge, Surrey KT13 0XW, United Kingdom.

All product and company names mentioned herein are the trademarks or registered trademarks of their respective owners. Any rights not expressly granted herein are reserved. All other trademarks are property of their respective owners.

Visit <https://www.sony.net/Products/smartphones/trademarks-and-copyright.html> for more information.

All illustrations are for illustration only and may not accurately depict the actual accessory.

FCC Statement

You are cautioned that any changes or modifications not expressly approved in this manual could void your authority to operate this equipment.

“Note: This equipment has been tested and found to comply with the limits for a Class B digital device, pursuant to part 15 of the FCC Rules. These limits are designed to provide reasonable protection against harmful interference in a residential installation. This equipment generates, uses and can radiate radio frequency energy and, if not installed and used in accordance with the instructions, may cause harmful interference to radio communications.

However, there is no guarantee that interference will not occur in a particular installation.

If this equipment does cause harmful interference to radio or television reception, which can be determined by turning the equipment off and on, the user is encouraged to try to correct the interference by one or more of the following measures:

- Reorient or relocate the receiving antenna.
- Increase the separation between the equipment and receiver.
- Connect the equipment into an outlet on a circuit different from that to which the receiver is connected.
- Consult the dealer or an experienced radio/TV technician for help.”

Supplier's Declaration of Conformity

Trade Name : Sony

Model : AI-1500

Responsible Party : Sony Electronics Inc.

Address : 16535 Via Esprillo, San Diego, CA 92127 U.S.A.

Telephone Number : 858-942-2230