

Monitor para vlog
XQZ-IV01



Preparación

[Acerca de esta Guía de ayuda](#)

[Identificación de las piezas](#)

[Fijación de una empuñadura](#)

[Cómo conectar un smartphone](#)

[Fijación del monitor](#)

[Conexión de un smartphone](#)

[Conexión de un micrófono](#)

Utilización como monitor de selfie

[Captura](#)

[Captura durante la carga de un smartphone](#)

Licencia de software, información legal

[Notas sobre la licencia del software](#)

[Información legal](#)

Monitor para vlog
XQZ-IV01

Acerca de esta Guía de ayuda

Esta es la Guía de ayuda del Monitor para vlog XQZ-IV01.

Nota

- Las actualizaciones del sistema y de las aplicaciones pueden mostrar las características del dispositivo de forma diferente a la descrita en esta Guía de ayuda.

Notas sobre uso

Asegúrese de leer la Información importante incluida.

Resumen de esta unidad

Coloque esta unidad en la parte trasera de Xperia y combínela con un trípode, etc. para hacer selfies con la cámara principal de Xperia.

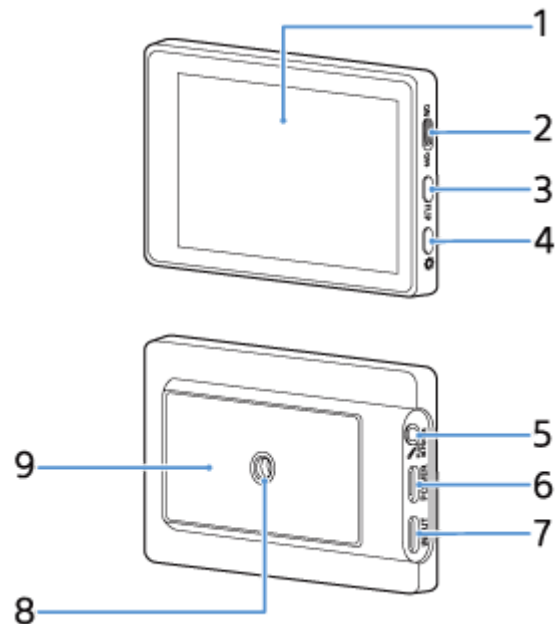
Los modelos Xperia compatibles con esta unidad son los siguientes.



- Smartphone Sony Xperia PRO-I (5,0 V CC / 0,4 A)
- Smartphone Sony Xperia 1 V (5,0 V CC / 0,4 A)
- Smartphone Sony Xperia 1 IV (5,0 V CC / 0,4 A)
- Smartphone Sony Xperia 5 V (5,0 V CC / 0,4 A)
- Smartphone Sony Xperia 5 IV (5,0 V CC / 0,4 A)

Monitor para vlog
XQZ-IV01

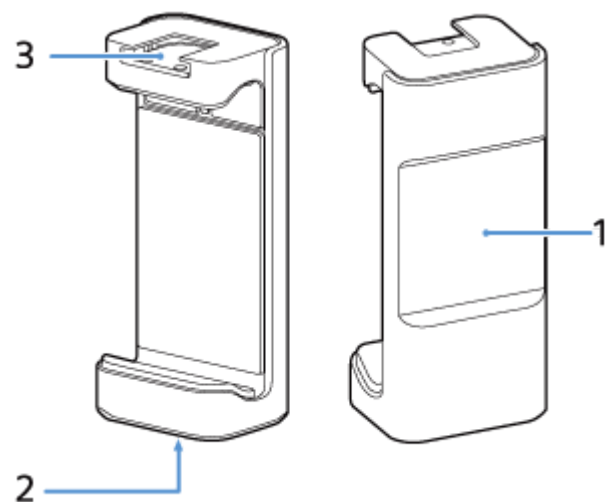
Identificación de las piezas

Monitor



1. Pantalla LCD (tamaño: 3,5 pulgadas / resolución: 1.280 × 720)
2. Interruptor ON/OFF (pantalla ON/OFF)
3. Botón FLIP (girar la pantalla)
4. Botón  (control de brillo)
5. Conector de micrófono 
6. Puerto POWER (carga)
7. Puerto INPUT (entrada)
8. Orificio para el trípode
9. Zona de fijación del soporte

Soporte



1. Imán para fijar el monitor
2. Orificio para el trípode
3. Zapata accesoria

Cable de conexión



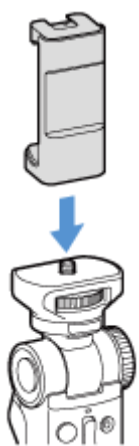
F-754-100-75(1) Copyright 2021 Sony Corporation

Monitor para vlog
XQZ-IV01

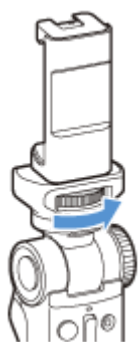
Fijación de una empuñadura

Conecte una empuñadura con un tornillo de montaje de la cámara.

- 1 Inserte el tornillo de montaje de la cámara de la empuñadura en el orificio para el trípode del soporte.



- 2 Gire la rueda de montaje de la cámara de la empuñadura para fijar el soporte.

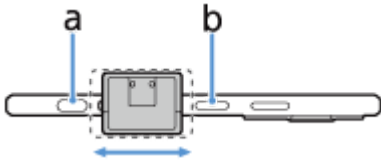


Nota

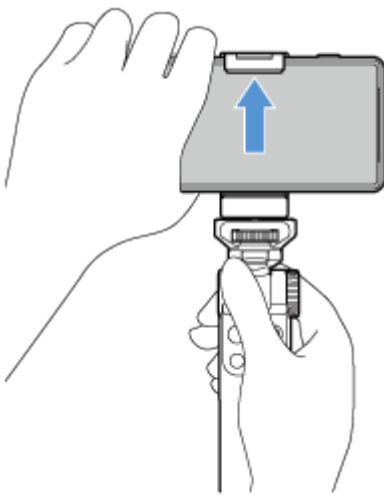
- Utilice un trípode con un tornillo de menos de 5,5 mm. El soporte no puede fijarse firmemente a un trípode con un tornillo de 5,5 mm o más, lo que provocaría daños en esta unidad.

Cómo conectar un smartphone

- 1 Coloque el soporte entre la tecla de la cámara (a) y la tecla de encendido (b) del smartphone.

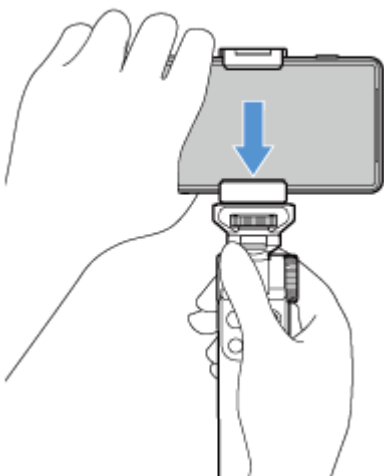


- 2 Coloque el smartphone en la parte superior del soporte.



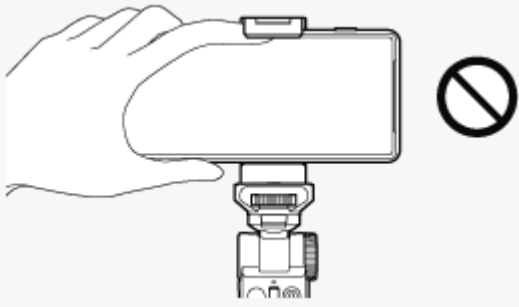
- 3 Coloque el smartphone en la parte inferior del soporte.

Fije el smartphone de forma segura para que no queden huecos entre el soporte y el smartphone.



Nota

- Tenga cuidado de no pillarse el dedo entre el soporte y el smartphone. Puede causar lesiones corporales.



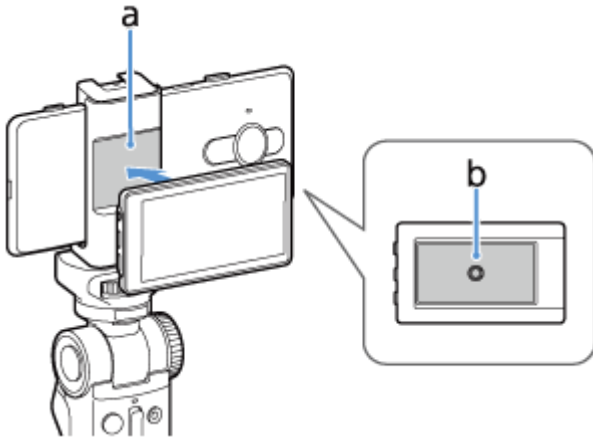
- Coloque el smartphone con cuidado para evitar que se produzcan arañazos.

F-754-100-75(1) Copyright 2021 Sony Corporation

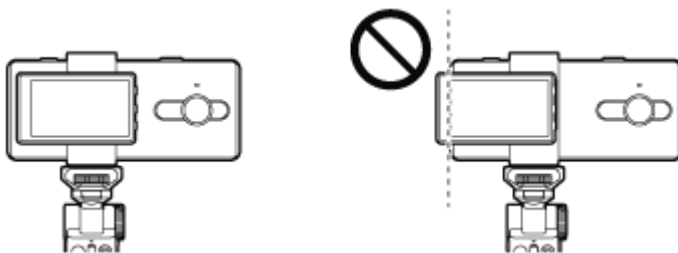
Monitor para vlog
XQZ-IV01

Fijación del monitor

- 1 Combine el imán del soporte (a) y la zona de fijación del soporte del monitor (b) para fijar el monitor de forma adecuada.



- 2 Ajuste la posición del monitor.



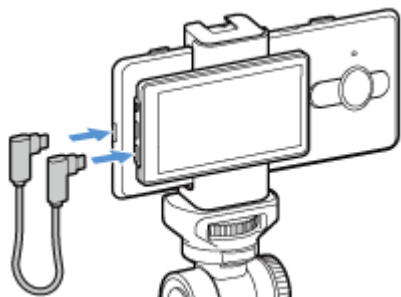
- Compruebe que el monitor no cubra la cámara del smartphone.
- No deje que el lado izquierdo del monitor sobresalga del smartphone. Puede provocar alteraciones en la comunicación.

Nota

- Una fijación incorrecta puede hacer que el monitor se caiga, lo que provocaría lesiones corporales o un mal funcionamiento de esta unidad.

Monitor para vlog
XQZ-IV01

Conexión de un smartphone



- 1 Conecte uno de los extremos del cable de conexión incluido con esta unidad al smartphone.
- 2 Conecte el otro extremo del cable de conexión al puerto INPUT (entrada) del monitor.

Nota

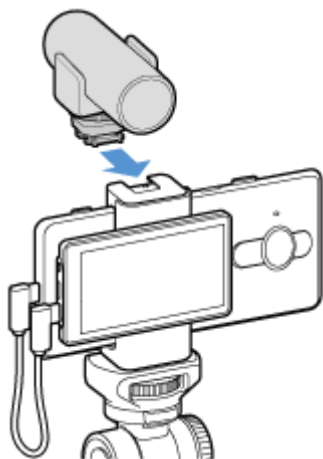
- Si desconecta el cable de conexión durante una captura, se interrumpirá la captura. En este momento, puede aparecer un mensaje en el smartphone para volver a conectar la unidad. Siga las instrucciones.
- No podemos garantizar un funcionamiento correcto si utiliza un cable distinto del cable de conexión incluido con esta unidad. Utilice siempre el cable de conexión incluido.
- Al conectar el cable de conexión, el monitor parpadea durante unos instantes porque empieza a activarse. No se trata de un error.

Monitor para vlog
XQZ-IV01

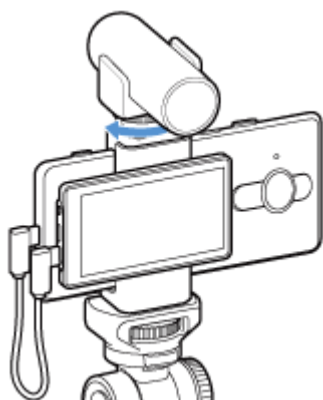
Conexión de un micrófono


Puede conectar un micrófono a la zapata accesoria de esta unidad. Consulte el manual de su micrófono.

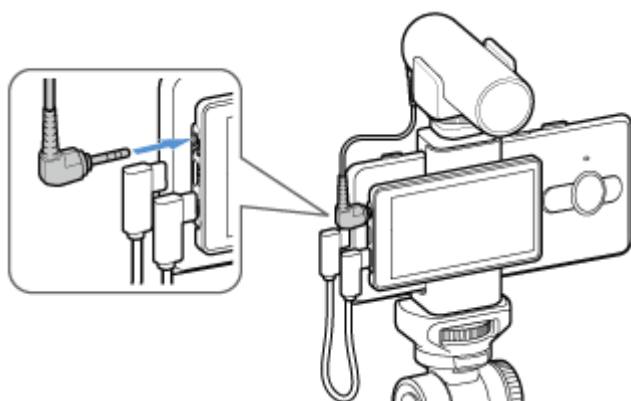
- 1 Alinee el pie del micrófono con la zapata accesoria del soporte y coloque el micrófono.




- 2 Gire la palanca de bloqueo del micrófono para fijar el micrófono al soporte.



- 3 Conecte el micrófono a la toma para micrófono  del monitor con el cable de conexión incluido con el micrófono.



Sugerencia

- El micrófono interno del smartphone cambia automáticamente al micrófono externo al conectar un micrófono a la toma de micrófono  del monitor de esta unidad.

Nota

- Conecte el micrófono antes de iniciar la aplicación.

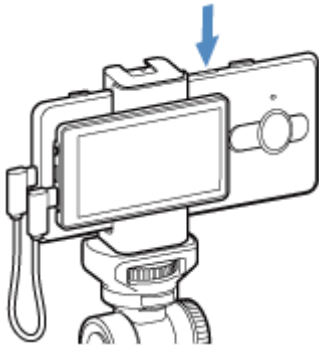
F-754-100-75(1) Copyright 2021 Sony Corporation

Monitor para vlog
XQZ-IV01

Captura

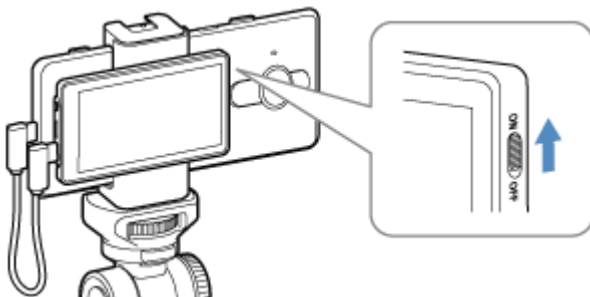
1 Encienda el smartphone e inicie una aplicación compatible.

Ejemplo: Photography Pro, Videography Pro



2 Sitúe el interruptor ON/OFF (pantalla ON/OFF) en ON.

Aparece una imagen de la cámara del smartphone en la pantalla LCD de esta unidad.




Cómo girar la pantalla

Pulse el botón FLIP (girar la pantalla).

La orientación de la pantalla cambia de la forma siguiente cada vez que se pulsa el botón.

Duplicada → Real → Real, boca abajo → Duplicada, boca abajo

Cómo ajustar el brillo

Pulse el botón  (control de brillo).

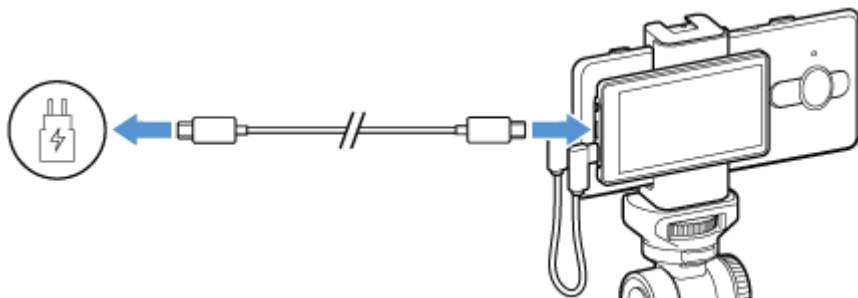
El brillo cambia de la forma siguiente cada vez que se pulsa el botón.

Alto → Reforzado → Bajo → Medio

Monitor para vlog
XQZ-IV01

Captura durante la carga de un smartphone

Puede realizar capturas durante la carga del smartphone conectado a esta unidad usando un cable USB para la carga de smartphones.



- 1 Conecte esta unidad a un smartphone.
- 2 Conecte un extremo del cable USB al puerto USB del cargador.
- 3 Enchufe el cargador a una toma eléctrica.
- 4 Conecte el otro extremo del cable USB al puerto POWER (carga) de esta unidad.

Nota

- Si desconecta el cable USB durante una captura con la unidad cargando, se interrumpirá la captura. En este momento, puede aparecer un mensaje en el smartphone para volver a conectar la unidad. Siga las instrucciones.
- Si se apaga el smartphone, no podrá cargarse a través de esta unidad.
- No deje el smartphone conectado a esta unidad y el cargador mientras está apagado. Podría provocar un fallo en el smartphone.
- Use siempre el siguiente cargador y un cable USB originales de Sony, pues otros tipos de cargadores pueden aumentar el tiempo de carga, no cargar el dispositivo o incluso dañarlo.
 - El cargador y el cable incluidos con el modelo de Xperia compatible con esta unidad
 - Cargador rápido Sony XQZ-UC1 (5,0 V CC/3,0 A) y cable USB
- El puerto INPUT y el puerto POWER de esta unidad son USB Type-C®.
- Utilice siempre el cable de conexión incluido para conectar esta unidad con un smartphone. No podemos garantizar un funcionamiento correcto si utiliza un cable distinto del cable de conexión incluido con esta unidad.
- Al conectar un cargador a esta unidad, la alimentación llega a través del puerto POWER, el puerto INPUT y después al smartphone.
- El valor de salida nominal del puerto INPUT de esta unidad al smartphone es de 5,0 V CC/2,6 A.

Monitor para vlog
XQZ-IV01

Notas sobre la licencia del software

Este apartado está relacionado con el software utilizado con este producto.

Notices for file(s):

SDK components and board peripheral drivers

SDK examples (USB VCOM)

SDK examples (PD)

SDK Peripheral Driver

SDK SoC files

USB USB stack for MCUXpresso SDK 2.7.0

Copyright (c) 2020-2021 NXP Semiconductors. All right reserved.

The BSD 3 Clause License

Redistribution and use in source and binary forms, with or without modification, are permitted provided that the following conditions are met:

1. Redistributions of source code must retain the above copyright notice, this list of conditions and the following disclaimer.
2. Redistributions in binary form must reproduce the above copyright notice, this list of conditions and the following disclaimer in the documentation and/or other materials provided with the distribution.
3. Neither the name of the copyright holder nor the names of its contributors may be used to endorse or promote products derived from this software without specific prior written permission.

THIS SOFTWARE IS PROVIDED BY THE COPYRIGHT HOLDERS AND CONTRIBUTORS "AS IS" AND ANY EXPRESS OR IMPLIED WARRANTIES, INCLUDING, BUT NOT LIMITED TO, THE IMPLIED WARRANTIES OF MERCHANTABILITY AND FITNESS FOR A PARTICULAR PURPOSE ARE DISCLAIMED. IN NO EVENT SHALL THE COPYRIGHT HOLDER OR CONTRIBUTORS BE LIABLE FOR ANY DIRECT, INDIRECT, INCIDENTAL, SPECIAL, EXEMPLARY, OR CONSEQUENTIAL DAMAGES (INCLUDING, BUT NOT LIMITED TO, PROCUREMENT OF SUBSTITUTE GOODS OR SERVICES; LOSS OF USE, DATA, OR PROFITS; OR BUSINESS INTERRUPTION) HOWEVER CAUSED AND ON ANY THEORY OF LIABILITY, WHETHER IN CONTRACT, STRICT LIABILITY, OR TORT (INCLUDING NEGLIGENCE OR OTHERWISE) ARISING IN ANY WAY OUT OF THE USE OF THIS SOFTWARE, EVEN IF ADVISED OF THE POSSIBILITY OF SUCH DAMAGE. THE SOFTWARE IS PROVIDED "AS IS", WITHOUT WARRANTY OF ANY KIND, EXPRESS OR IMPLIED, INCLUDING BUT NOT LIMITED TO THE WARRANTIES OF MERCHANTABILITY, FITNESS FOR A PARTICULAR PURPOSE AND NONINFRINGEMENT. IN NO EVENT SHALL THE AUTHORS OR COPYRIGHT HOLDERS BE LIABLE FOR ANY CLAIM, DAMAGES OR OTHER LIABILITY, WHETHER IN AN ACTION OF CONTRACT, TORT OR OTHERWISE, ARISING FROM, OUT OF OR IN CONNECTION WITH THE SOFTWARE OR THE USE OR OTHER DEALINGS IN THE SOFTWARE.

CMSIS 5.6.0

Copyright (c) 2020-2021 Arm Limited. All rights reserved.

TERMS AND CONDITIONS FOR USE, REPRODUCTION, AND DISTRIBUTION

1. Definitions.

"License" shall mean the terms and conditions for use, reproduction, and distribution as defined by Sections 1 through 9 of this document.

"Licensor" shall mean the copyright owner or entity authorized by the copyright owner that is granting the License.

"Legal Entity" shall mean the union of the acting entity and all other entities that control, are controlled by, or are under common control with that entity. For the purposes of this definition, "control" means (i) the power, direct or indirect, to cause the direction or management of such entity, whether by contract or otherwise, or (ii) ownership of fifty percent (50%) or more of the outstanding shares, or (iii) beneficial ownership of such entity.

"You" (or "Your") shall mean an individual or Legal Entity exercising permissions granted by this License.

"Source" form shall mean the preferred form for making modifications, including but not limited to software source code, documentation source, and configuration files.

"Object" form shall mean any form resulting from mechanical transformation or translation of a Source form, including but not limited to compiled object code, generated documentation, and conversions to other media types.

"Work" shall mean the work of authorship, whether in Source or Object form, made available under the License, as indicated by a copyright notice that is included in or attached to the work (an example is provided in the Appendix below).

"Derivative Works" shall mean any work, whether in Source or Object form, that is based on (or derived from) the Work and for which the editorial revisions, annotations, elaborations, or other modifications represent, as a whole, an original work of authorship. For the purposes of this License, Derivative Works shall not include works that remain separable from, or merely link (or bind by name) to the interfaces of, the Work and Derivative Works thereof.

"Contribution" shall mean any work of authorship, including the original version of the Work and any modifications or additions to that Work or Derivative Works thereof, that is intentionally submitted to Licensor for inclusion in the Work by the copyright owner or by an individual or Legal Entity authorized to submit on behalf of the copyright owner. For the purposes of this definition, "submitted" means any form of electronic, verbal, or written communication sent to the Licensor or its representatives, including but not limited to communication on electronic mailing lists, source code control systems, and issue tracking systems that are managed by, or on behalf of, the

Licensors for the purpose of discussing and improving the Work, but excluding communication that is conspicuously marked or otherwise designated in writing by the copyright owner as "Not a Contribution."

"Contributor" shall mean Licensor and any individual or Legal Entity on behalf of whom a Contribution has been received by Licensor and subsequently incorporated within the Work.

2. Grant of Copyright License. Subject to the terms and conditions of this License, each Contributor hereby grants to You a perpetual, worldwide, non-exclusive, no-charge, royalty-free, irrevocable copyright license to reproduce, prepare Derivative Works of, publicly display, publicly perform, sublicense, and distribute the Work and such Derivative Works in Source or Object form.

3. Grant of Patent License. Subject to the terms and conditions of this License, each Contributor hereby grants to You a perpetual, worldwide, non-exclusive, no-charge, royalty-free, irrevocable (except as stated in this section) patent license to make, have made, use, offer to sell, sell, import, and otherwise transfer the Work, where such license applies only to those patent claims licensable by such Contributor that are necessarily infringed by their Contribution(s) alone or by combination of their Contribution(s) with the Work to which such Contribution(s) was submitted. If You institute patent litigation against any entity (including a cross-claim or counterclaim in a lawsuit) alleging that the Work or a Contribution incorporated within the Work constitutes direct or contributory patent infringement, then any patent licenses granted to You under this License for that Work shall terminate as of the date such litigation is filed.

4. Redistribution. You may reproduce and distribute copies of the Work or Derivative Works thereof in any medium, with or without modifications, and in Source or Object form, provided that You meet the following conditions:

(a) You must give any other recipients of the Work or Derivative Works a copy of this License; and

(b) You must cause any modified files to carry prominent notices stating that You changed the files; and

(c) You must retain, in the Source form of any Derivative Works that You distribute, all copyright, patent, trademark, and attribution notices from the Source form of the Work, excluding those notices that do not pertain to any part of the Derivative Works; and

(d) If the Work includes a "NOTICE" text file as part of its distribution, then any Derivative Works that You distribute must include a readable copy of the attribution notices contained within such NOTICE file, excluding those notices that do not pertain to any part of the Derivative Works, in at least one of the following places: within a NOTICE text file distributed as part of the Derivative Works; within the Source form or documentation, if provided along with the Derivative Works; or, within a display generated by the Derivative Works, if and wherever such third-party notices normally appear. The contents

of the NOTICE file are for informational purposes only and do not modify the License. You may add Your own attribution notices within Derivative Works that You distribute, alongside or as an addendum to the NOTICE text from the Work, provided that such additional attribution notices cannot be construed as modifying the License.

You may add Your own copyright statement to Your modifications and may provide additional or different license terms and conditions for use, reproduction, or distribution of Your modifications, or for any such Derivative Works as a whole, provided Your use, reproduction, and distribution of the Work otherwise complies with the conditions stated in this License.

5. Submission of Contributions. Unless You explicitly state otherwise, any Contribution intentionally submitted for inclusion in the Work by You to the Licensor shall be under the terms and conditions of this License, without any additional terms or conditions. Notwithstanding the above, nothing herein shall supersede or modify the terms of any separate license agreement you may have executed with Licensor regarding such Contributions.

6. Trademarks. This License does not grant permission to use the trade names, trademarks, service marks, or product names of the Licensor, except as required for reasonable and customary use in describing the origin of the Work and reproducing the content of the NOTICE file.

7. Disclaimer of Warranty. Unless required by applicable law or agreed to in writing, Licensor provides the Work (and each Contributor provides its Contributions) on an "AS IS" BASIS, WITHOUT WARRANTIES OR CONDITIONS OF ANY KIND, either express or implied, including, without limitation, any warranties or conditions of TITLE, NON-INFRINGEMENT, MERCHANTABILITY, or FITNESS FOR A PARTICULAR PURPOSE. You are solely responsible for determining the appropriateness of using or redistributing the Work and assume any risks associated with Your exercise of permissions under this License.

8. Limitation of Liability. In no event and under no legal theory, whether in tort (including negligence), contract, or otherwise, unless required by applicable law (such as deliberate and grossly negligent acts) or agreed to in writing, shall any Contributor be liable to You for damages, including any direct, indirect, special, incidental, or consequential damages of any character arising as a result of this License or out of the use or inability to use the Work (including but not limited to damages for loss of goodwill, work stoppage, computer failure or malfunction, or any and all other commercial damages or losses), even if such Contributor has been advised of the possibility of such damages.

9. Accepting Warranty or Additional Liability. While redistributing the Work or Derivative Works thereof, You may choose to offer, and charge a fee for, acceptance of support, warranty, indemnity, or other liability obligations and/or rights consistent with this License. However, in accepting such obligations, You may act only on Your own behalf and on Your sole responsibility, not on behalf of any other Contributor, and only if You agree to indemnify, defend, and hold each Contributor harmless for any liability incurred by, or claims asserted against, such Contributor by reason

of your accepting any such warranty or additional liability.

END OF TERMS AND CONDITIONS

APPENDIX: How to apply the Apache License to your work.

To apply the Apache License to your work, attach the following boilerplate notice, with the fields enclosed by brackets "{}" replaced with your own identifying information. (Don't include the brackets!) The text should be enclosed in the appropriate comment syntax for the file format. We also recommend that a file or class name and description of purpose be included on the same "printed page" as the copyright notice for easier identification within third-party archives.

Copyright {yyyy} {name of copyright owner}

Licensed under the Apache License, Version 2.0 (the "License");
you may not use this file except in compliance with the License.
You may obtain a copy of the License at

<http://www.apache.org/licenses/LICENSE-2.0>

Unless required by applicable law or agreed to in writing, software distributed under the License is distributed on an "AS IS" BASIS, WITHOUT WARRANTIES OR CONDITIONS OF ANY KIND, either express or implied. See the License for the specific language governing permissions and limitations under the License.

F-754-100-75(1) Copyright 2021 Sony Corporation

Monitor para vlog
XQZ-IV01

Información legal



Antes de usarlo, le rogamos que lea el folleto Información Importante que se proporciona por separado.

Esta Guía de ayuda ha sido publicada por Sony Corporation o por su empresa afiliada, sin ningún tipo de garantía. Las mejoras y los cambios en esta Guía de ayuda debidos a errores tipográficos, inexactitudes de la información actual, o las mejoras a programas o equipos, podrán realizarlas Sony Corporation en cualquier momento y sin aviso previo. No obstante, estos cambios se incorporarán en las nuevas ediciones de esta Guía de ayuda.

1-7-1 Konan Minato-ku Tokyo, 108-0075 Japón

Fabricante: Sony Corporation

Importador a la UE/representante autorizado del fabricante: Sony Europe B.V., Da Vincilaan 7-D1, 1930 Zaventem, Bélgica.

Importador al Reino Unido/representante autorizado del fabricante: Sony Europe B.V., The Heights, Brooklands, Weybridge, Surrey KT13 0XW, Reino Unido.

Todos los nombres de productos y empresas mencionados en el presente documento son marcas comerciales o marcas registradas de sus respectivos propietarios. Todos los derechos no mencionados expresamente aquí son reservados. Todas las demás marcas comerciales son propiedad de sus respectivos propietarios.

Visite <https://www.sony.net/Products/smartphones/trademarks-and-copyright.html> para obtener más información.

Todas las ilustraciones son solo una referencia y no constituyen una imagen exacta del accesorio.

Monitor para vlog
XQZ-IV01

FCC Statement

You are cautioned that any changes or modifications not expressly approved in this manual could void your authority to operate this equipment.

“Note: This equipment has been tested and found to comply with the limits for a Class B digital device, pursuant to part 15 of the FCC Rules. These limits are designed to provide reasonable protection against harmful interference in a residential installation. This equipment generates, uses and can radiate radio frequency energy and, if not installed and used in accordance with the instructions, may cause harmful interference to radio communications.

However, there is no guarantee that interference will not occur in a particular installation.

If this equipment does cause harmful interference to radio or television reception, which can be determined by turning the equipment off and on, the user is encouraged to try to correct the interference by one or more of the following measures:

- Reorient or relocate the receiving antenna.
- Increase the separation between the equipment and receiver.
- Connect the equipment into an outlet on a circuit different from that to which the receiver is connected.
- Consult the dealer or an experienced radio/TV technician for help.”

Supplier's Declaration of Conformity

Trade Name : Sony

Model : AI-1500

Responsible Party : Sony Electronics Inc.

Address : 16535 Via Esprillo, San Diego, CA 92127 U.S.A.

Telephone Number : 858-942-2230